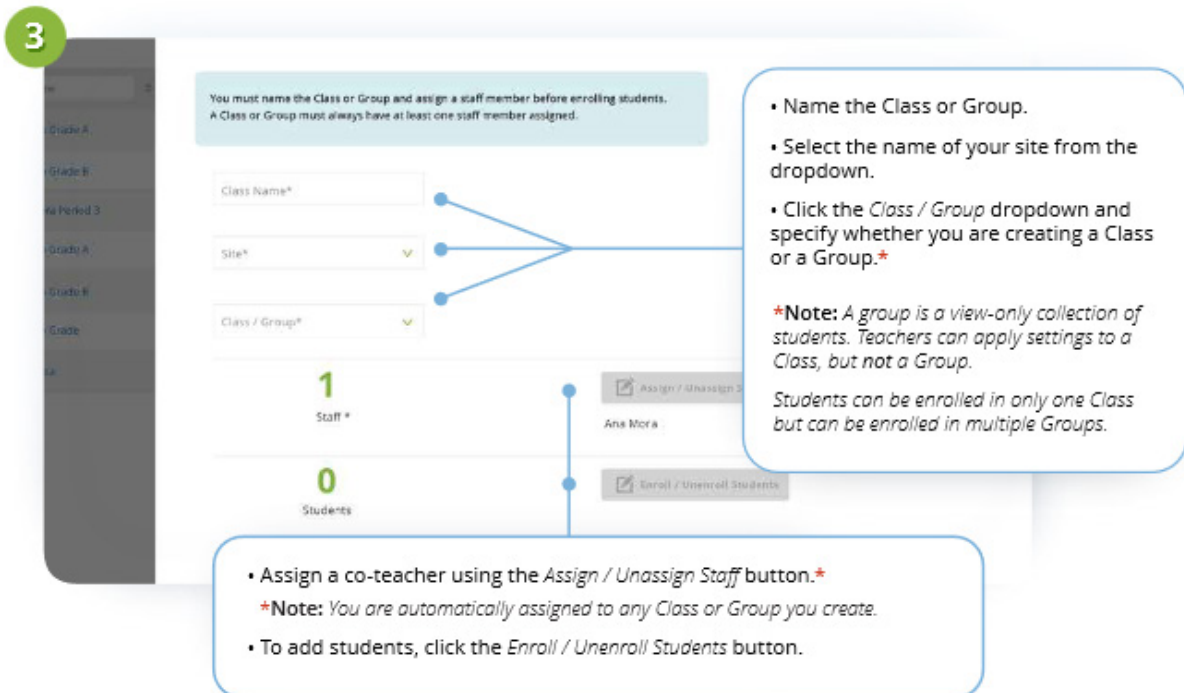
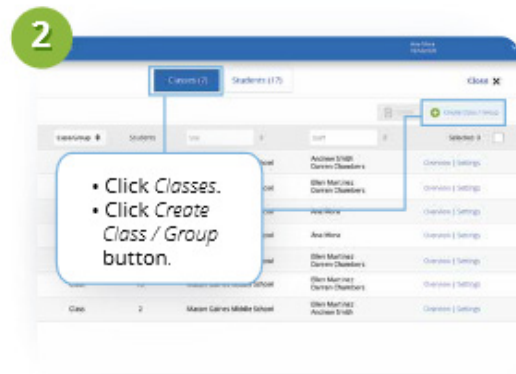
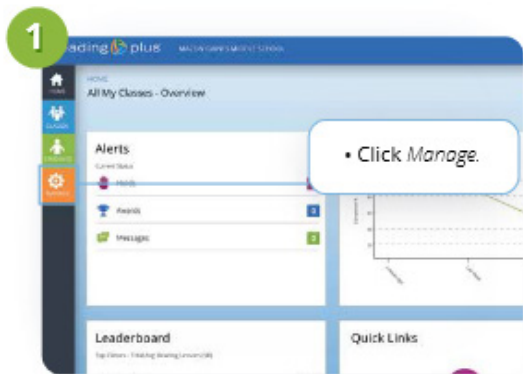


# Create a Class or Group and Enroll Students

## How to

Follow the steps below to create a Class or Group and enroll students.



# Create a Class or Group and Enroll Students

## How to

**4**

**Enroll / Unenroll Students**

STUDENT LIST (6 OF 82)	ENROLLED STUDENTS (6)
<input checked="" type="checkbox"/> Martínez, Isabella	Martínez, Isabella
<input checked="" type="checkbox"/> Johnson, Emma	Johnson, Emma
<input checked="" type="checkbox"/> García, Juan	García, Juan
<input checked="" type="checkbox"/> Williams, Michael	Williams, Michael
<input checked="" type="checkbox"/> Reeder, Ben	Reeder, Ben
<input checked="" type="checkbox"/> Jones, Sophie	
<input type="checkbox"/> Kellner, Lucas	
<input type="checkbox"/> Miller, Brandon	
<input type="checkbox"/> Robinson, Charlotte	

- Select the students you will enroll in the Class or Group.
- Click Ok.

**5**

Mora Period 3  
Macon Gaines Middle School  
Class

**1** Staff \*  
Ana Mora

**6** Students

- Review the screen to ensure accuracy; modify as needed.
- Click *Create*.

