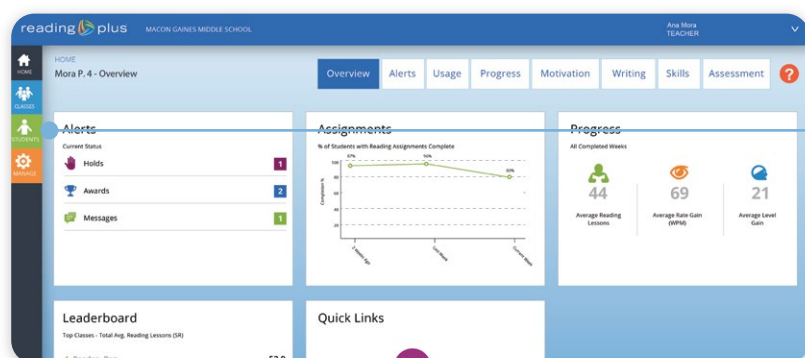


How To Adjust Instructional Program Settings for an Individual Student

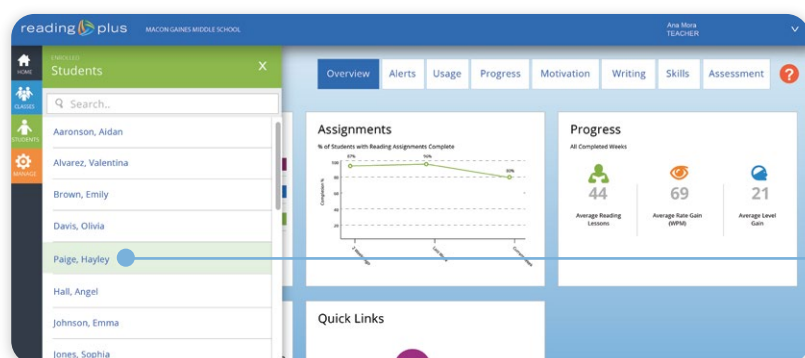
HOW-TO

Reading Plus places students appropriately in each instructional component based on their needs. Teachers can make adjustments to an individual student's settings in the Reading and Vocabulary components.

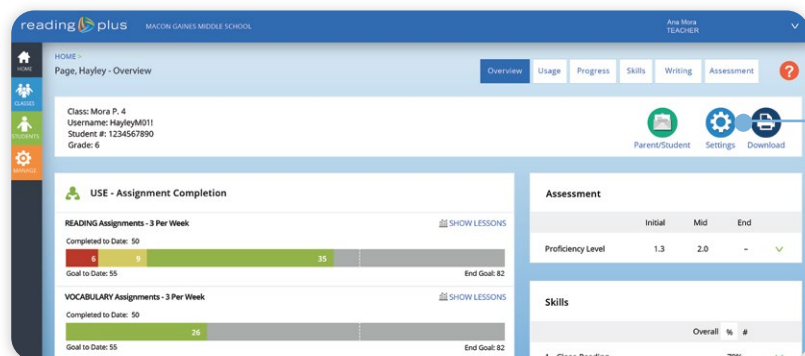
To adjust program settings for an individual student:



- Click *Students*.



- Click the student whose assignments you want to adjust.



- Click *Settings*.

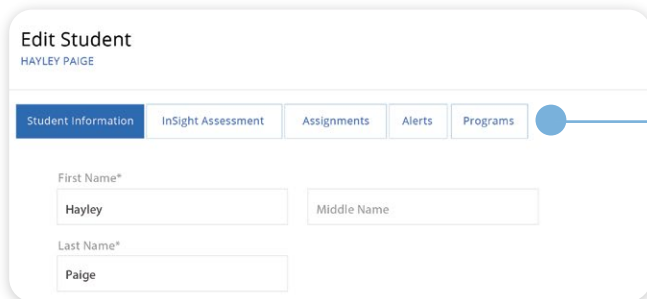


www.readingplus.com
800-READ-PLUS

Copyright © 2019 Reading Plus, LLC. All Rights Reserved.

How To Adjust Instructional Program Settings for an Individual Student

HOW-TO



Edit Student
HAYLEY PAIGE

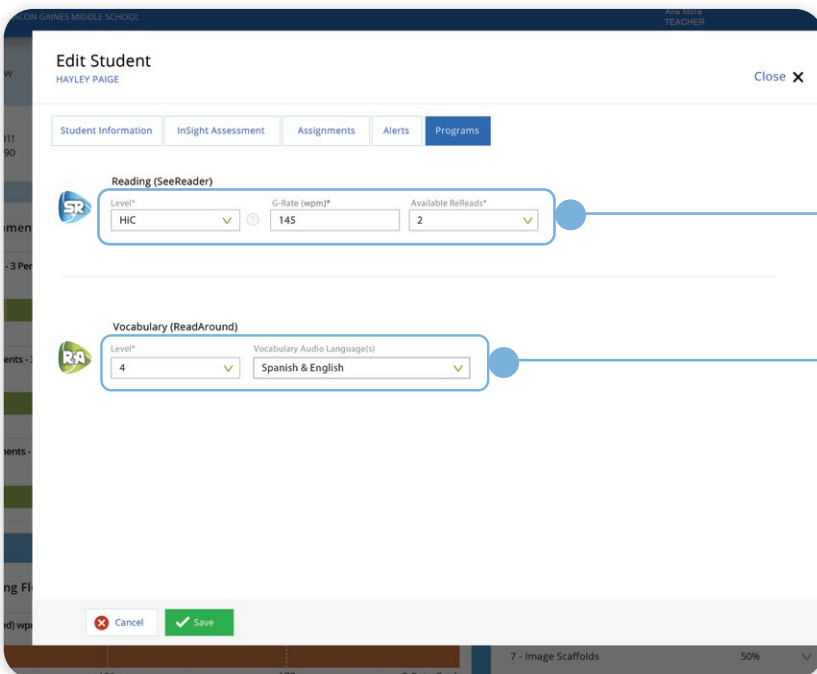
Student Information | InSight Assessment | Assignments | Alerts | **Programs**

First Name*
Hayley

Middle Name

Last Name*
Paige

- Click *Programs*.



Edit Student
HAYLEY PAIGE

Student Information | InSight Assessment | Assignments | Alerts | **Programs**

Reading (SeeReader)

Level*
HIC

G-Rate (wpm)*
145

Available ReReads*
2

Vocabulary (ReadAround)

Level*
4

Vocabulary Audio Language(s)
Spanish & English

Cancel Save

- For the Reading component, you may choose to adjust Level, the rate of the Guided Window (G-Rate), or the number of ReReads available for every lesson.

- For the Vocabulary component, you can choose to modify Level or the audio languages available

- Click *Save*.

Tip: “Hi” content levels contain “high interest, low readability” selections and are available to students in sixth grade or higher who are working on Reading levels A through E. This provides older struggling readers with content that is conceptually more interesting while they build efficiency with content at lower readability levels.