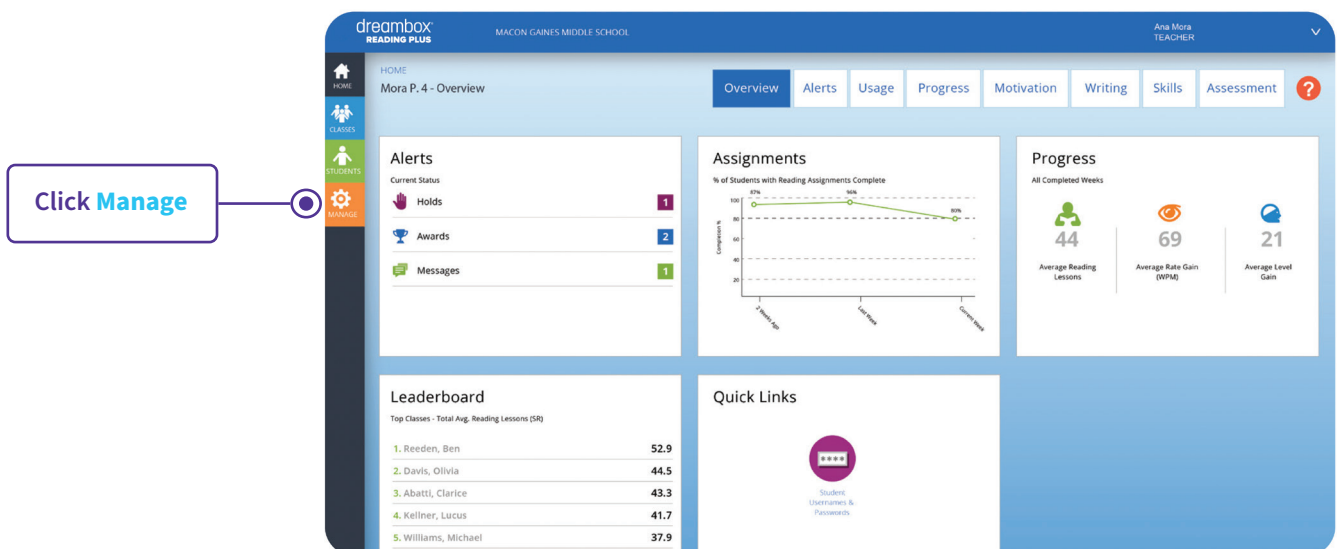


How to Assign the Benchmark Assessment (InSight) to a Class

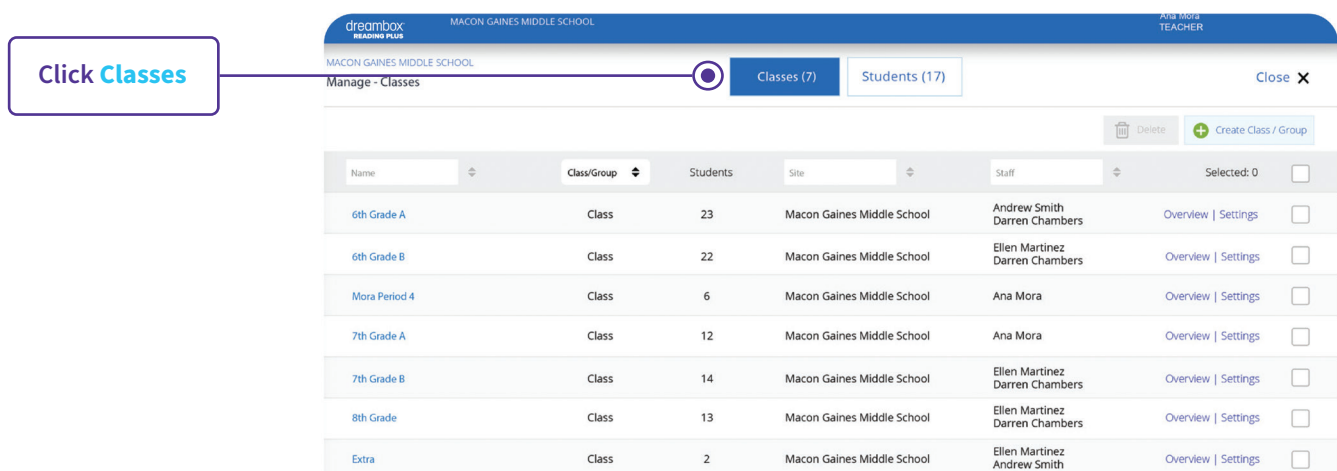
HOW TO

Use InSight as a benchmark assessment to evaluate student growth in the domains of silent reading fluency, comprehension, vocabulary, and motivation. Students should have completed 40 or more Reading lessons (approximately 12 weeks of continuous Reading Plus instruction) before taking the second InSight benchmark assessment. The third InSight assessment should be conducted after students have completed 80 or more lessons.

To Assign InSight:



The screenshot shows the 'Mora P.4 - Overview' dashboard. The left sidebar contains icons for HOME, CLASSES, STUDENTS, and MANAGE. A callout box labeled 'Click Manage' points to the MANAGE icon. The main dashboard area includes sections for Alerts, Assignments (with a line graph), Progress (with three key metrics: 44 Average Reading Lessons, 69 Average Rate Gain (WPM), and 21 Average Level Gain), Leaderboard, and Quick Links.

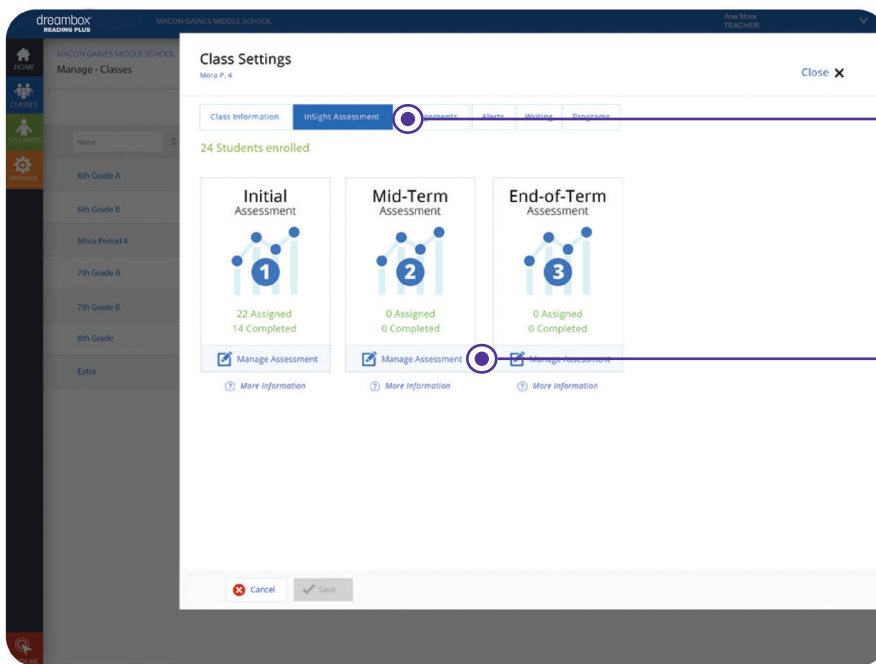


The screenshot shows the 'Manage - Classes' page. A callout box labeled 'Click Classes' points to the 'Classes (7)' tab. Below the tabs is a table listing classes with columns for Name, Class/Group, Students, Site, Staff, and Selected status.

Name	Class/Group	Students	Site	Staff	Selected: 0
6th Grade A	Class	23	Macon Gaines Middle School	Andrew Smith Darren Chambers	Overview Settings <input type="checkbox"/>
6th Grade B	Class	22	Macon Gaines Middle School	Elen Martinez Darren Chambers	Overview Settings <input type="checkbox"/>
Mora Period 4	Class	6	Macon Gaines Middle School	Ana Mora	Overview Settings <input type="checkbox"/>
7th Grade A	Class	12	Macon Gaines Middle School	Ana Mora	Overview Settings <input type="checkbox"/>
7th Grade B	Class	14	Macon Gaines Middle School	Elen Martinez Darren Chambers	Overview Settings <input type="checkbox"/>
8th Grade	Class	13	Macon Gaines Middle School	Elen Martinez Darren Chambers	Overview Settings <input type="checkbox"/>
Extra	Class	2	Macon Gaines Middle School	Elen Martinez Andrew Smith	Overview Settings <input type="checkbox"/>

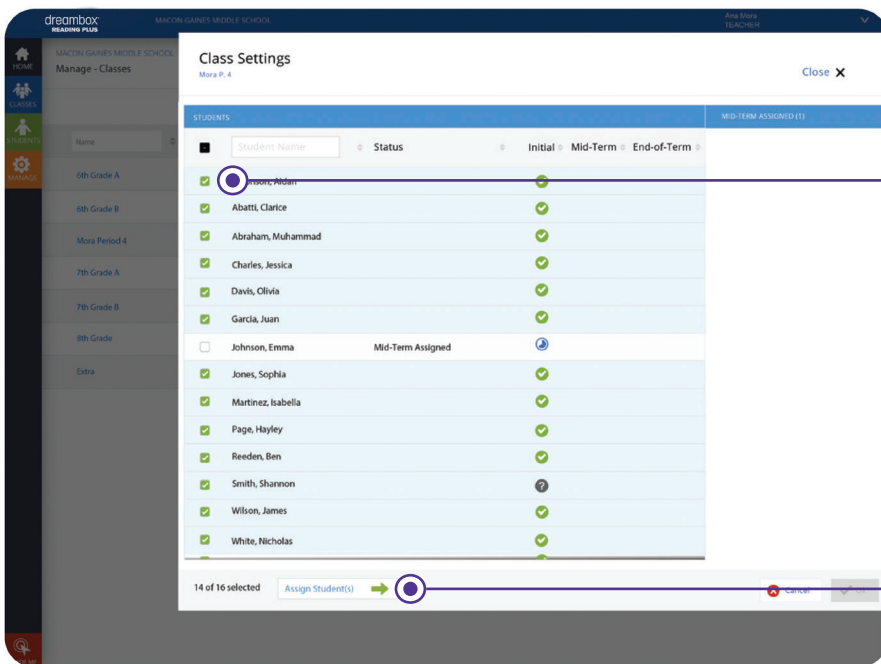
How to Assign the Benchmark Assessment (InSight) to a Class

HOW TO



Click the **InSight Assessment** tab.

Click **Manage Assessment**.

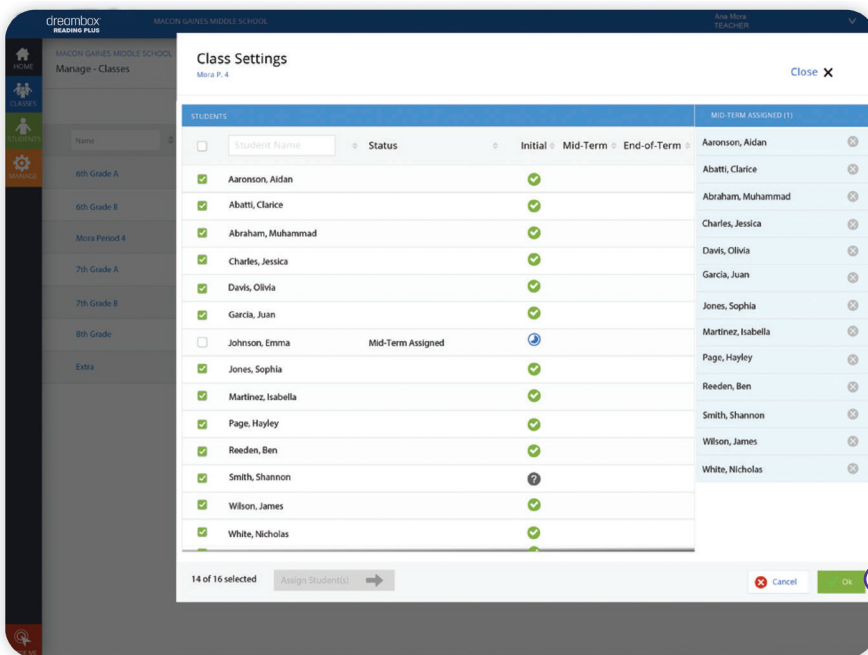


Check the boxes next to the names of students you will assign to the assessment.

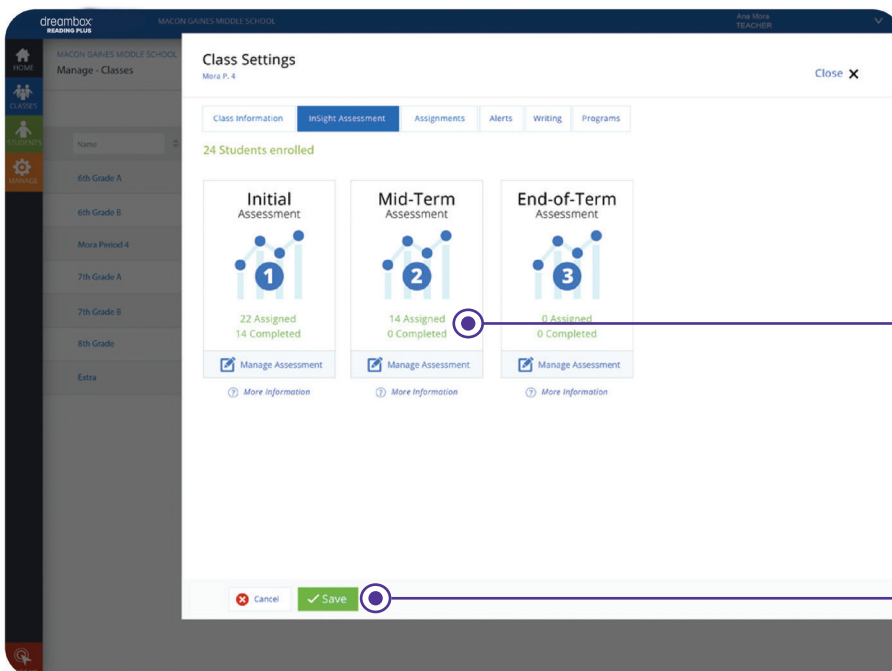
Click the **Assign Students** button at the bottom of the “pop-up” menu.

How to Assign the Benchmark Assessment (InSight) to a Class

HOW TO



Click **Ok** to assign the selected students.



You will see the number of students that will be assigned to the InSight assessment in this location.

Click **Save** to confirm assigning the students.