

## Enrolling Pupils into Reading Plus Groups

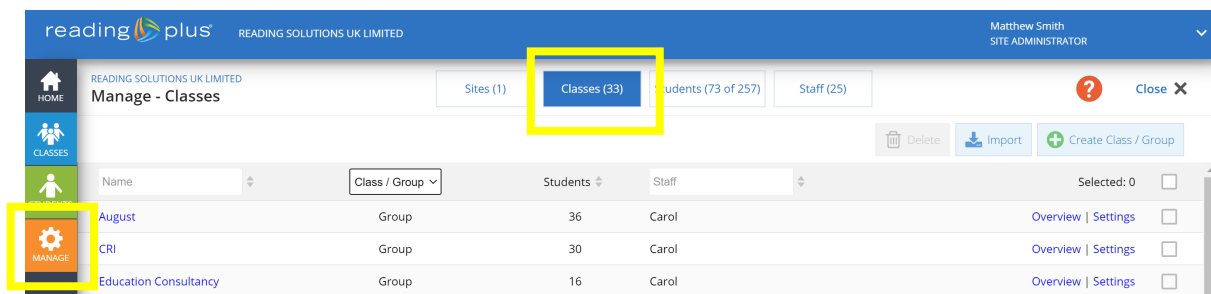
At the start of the new academic year, the UK Support team create new Reading Plus [Classes](#) for you.

Reading Plus [Classes](#) are based on year groups, for example, Year 4, Year 5, and Year 6. Pupils can only be enrolled into one year group or Reading Plus Class at a time. You can, however, create multiple Reading Plus [Groups](#).

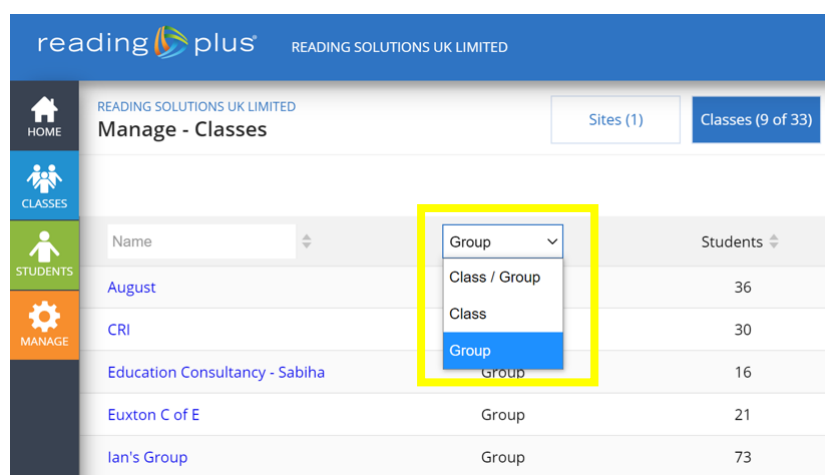
Unlike Reading Plus Classes, there are no limits to the number of Reading Plus [Groups](#) that pupils can be enrolled in. Use Reading Plus groups to organise your year groups into smaller cohorts that you use in school, such as: children who qualify for free school meals, English as an additional language, or for any other cohorts such as bubbles.

Reading Plus Groups are purely for data purposes and do **not** affect the pupils' progress or lessons on Reading Plus.

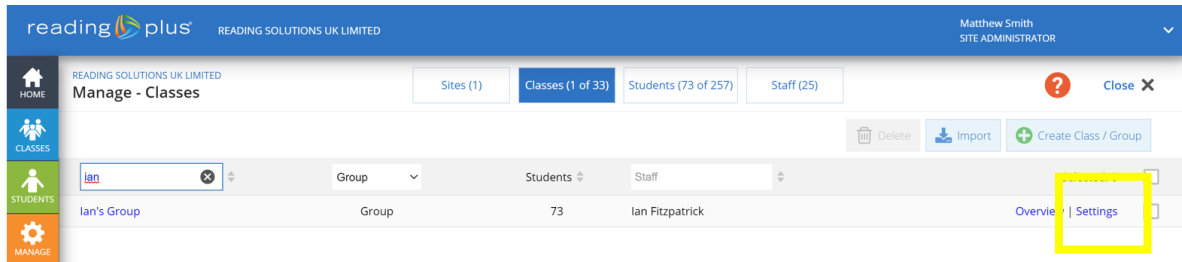
1. To add pupils to a Group, first log onto Reading Plus as an Educator. Click on the [Manage](#) tab and



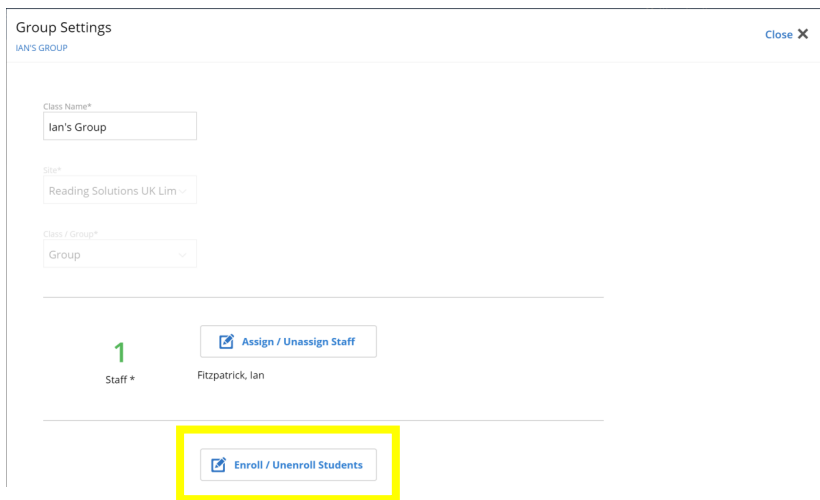
2. Locate the [Group](#) that you would like to enrol your pupils into from the drop-down menu...



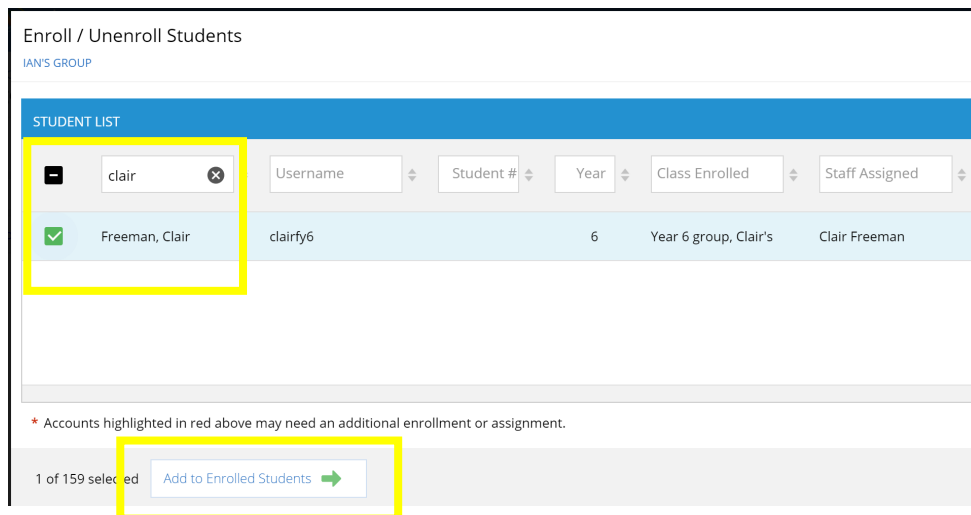
... then click **Settings**.



3. Click the box that says **Enroll / Unenroll Students**.



4. This will bring up a full list of pupils that are enrolled on Reading Plus on the left and a list of pupils who are in this group on the right. Use the drop down box at the top to filter through the list and locate the pupil(s) that you want to add.



5. Once you find the pupil(s), click the box next to their name(s) and select **Add to Enrolled Students**. You will see their name appear on the list on the right meaning they have now been added to that group. Finally, click **OK** then **Save**.